




ARCHITECTURAL  
GRATES + DRAINS



# 65TRTDiS

## Threshold with Sill



The 65TRTDiS is a Threshold Drain for door track only applications featuring our 65mm wide standard grate.

For sliding and Hinged doors.

A threshold drain for sill usage only featuring a concealed channel section system with an integrated sill suitable for all door track types.

**Code** 65TRTDiS

**Range** Threshold

**Grate Style** TR

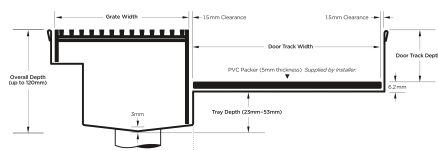
**Category** Made-to-Length

**Channel Material** Stainless Steel

**Steel Grade** 316

Allows door sills to be drained while having internal and external floor surfaces with no step down.

Please be aware that depending on the installation environment, for a pool installation or close to a surf beach, you may need to have your stainless steel grates electropolished.




Grates longer than 1500mm supplied in sections. Tile Inserts longer than 1200mm supplied in sections. Channels over 3000mm supplied in sections with joiner. +/-2mm tolerance on dimensions.

### SPECIFICATIONS + DIMENSIONS

<b>Channel Width</b>	70mm
<b>Channel Depth</b>	Adjustable
<b>Length(s)</b>	As Required
<b>Outlet Size</b>	N/A

### STORMTECH COLOUR FINISHES



Electroplate finishes subject to natural variation with time and local environment. Factors such as pools/surf beaches may require electropolishing. Contact us for suitability.

### PRODUCT APPLICATIONS

- Aged / Health Care Drainage
- Balcony Drainage
- Commercial Drainage
- Courtyard / Patio Drainage
- Multi-Residential Drainage
- Special Needs Drainage
- Threshold Drainage
- Suspended Slab Drainage



Visit [stormtech.com.au](http://stormtech.com.au)  
for tools + inspiration.

Copyright © Stormtech Pty Ltd. Patent 733361. Drawings not to scale, please use dimensions shown.  
Downloaded 20/05/2026 (please check for updates)

Phone **1300 653 403**

Email [info@stormtech.com.au](mailto:info@stormtech.com.au)