




ARCHITECTURAL
GRATES + DRAINS



100TiiCO30

Tile Insert Drain



Full stainless steel Tile Insert drain with centre outlet

The 100TiiCO30 is a fully finished ready to install all stainless steel unit featuring a Tile Insert Frame and drainage channel manufactured from 3mm thick 316 marine grade stainless steel.

Suitable for tiles up to 12mm thick.

Code 100TiiCO30

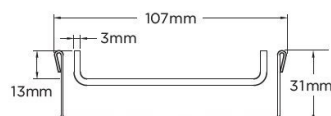
Range 100

Grate Style Ti

Category Fixed-Length Units

Channel Material Stainless Steel

Steel Grade 316




Grates longer than 1500mm supplied in sections. Tile Inserts longer than 1200mm supplied in sections. Channels over 3000mm supplied in sections with joiner. +/-2mm tolerance on dimensions.

SPECIFICATIONS + DIMENSIONS

Channel Width	107mm
Channel Depth	31mm
Length(s)	900mm 1000mm 1200mm
Outlet Size	DN80

STORMTECH COLOUR FINISHES



Electroplate finishes subject to natural variation with time and local environment. Factors such as pools/surf beaches may require electropolishing. Contact us for suitability.

PRODUCT APPLICATIONS

Bathroom Drainage
Aged / Health Care Drainage
Balcony Drainage
Commercial Drainage
Pool and Spa Area Drainage
Hospitality Drainage

Shower Drainage
Multi-Residential Drainage
Special Needs Drainage
Threshold Drainage
Suspended Slab Drainage
Wet Area Drainage

Copyright © Stormtech Pty Ltd. Patent 733361. Drawings not to scale, please use dimensions shown.
Downloaded 17/09/2025 (please check for updates)



Visit **stormtech.com.au**
for tools + inspiration.

Phone **1300 653 403**

Email **info@stormtech.com.au**